



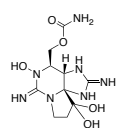
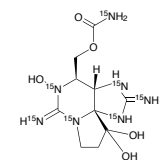
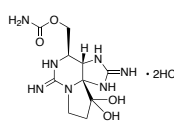
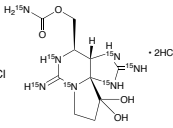
## NEW CRM Solutions for Paralytic Shellfish Toxins

Paralytic Shellfish Toxins (PSTs) are a group of highly toxic naturally occurring alkaloids produced by certain species of marine algae. During harmful algae blooms, these toxins can accumulate in bivalve mollusks and cause severe poisoning after consumption. The occurrence of PSTs in seafood therefore needs to be monitored. MilliporeSigma is introducing a series of native and isotope labeled Certified Reference Material (CRM) solutions for paralytic shellfish toxins, suitable for calibration of LC-MS / LC-IDMS (Isotope dilution MS).

Our CRM solutions are manufactured in-house according to ISO/IEC 17025 and ISO 17034 double accreditation:

- Certification by qNMR or IDMS with traceability to SI unit via NIST or NRC primary standards
- Solution produced gravimetrically
- Homogeneity, accelerated and long-term stability tested by LC-MS
- Supplied with a comprehensive certificate including the overall uncertainty

As a first set of products, we are introducing the PSTs Neosaxitoxin and Saxitoxin dihydrochloride as CRM

			
Neosaxitoxin solution	Neosaxitoxin <sup>15</sup> N <sub>7</sub> solution	Saxitoxin dihydrochloride solution	Saxitoxin <sup>15</sup> N <sub>7</sub> dihydrochloride solution
41619	41206	93665	30929
20 µg/g in 3 mmol/L HCl	10 µg/g in 3 mmol/L HCl	20 µg/g in 3 mmol/L HCl	10 µg/g in 3 mmol/L HCl

For more information and an up-to-date list of marine toxin CRMs please visit:  
[SigmaAldrich.com/marinetoxins](https://SigmaAldrich.com/marinetoxins)

The life science business of Merck KGaA, Darmstadt, Germany operates as MilliporeSigma in the U.S. and Canada.

© 2018 Merck KGaA, Darmstadt, Germany and/or its affiliates. All Rights Reserved. MilliporeSigma and the vibrant M are trademarks of Merck KGaA, Darmstadt, Germany or its affiliates. All other trademarks are the property of their respective owners. Detailed information on trademarks is available via publicly accessible resources.

Lit. No. MS\_FL2483EN Ver. 1.0 2018-13658 08/2018

